

CENTURY Textiles and Industries Limited

REGD. OFFICE : "CENTURY BHAVAN", DR. ANNIE BESANT ROAD, WORLI, MUMBAI-400 030. INDIA.
TEL.:+91-22-2495 7000 FAX:+91-22-2430 9491,+91-22-2436 1980
E-Mail: ctii.ho@birlacentury.com Website: www.centurytextind.com
CIN-L17120MH1897PLC000163

OUR REF. : SH/XII/680 /2019

26.03.2019

Corporate Relationship Department
BSE Ltd.
1st Floor, Phiroze Jeejebhoy Towers,
Dalal Street, Fort,
Mumbai-400 001
Scrip Code: 500040

Listing Department
National Stock Exchange of India Ltd.
"Exchange Plaza" 5th floor,
Bandra-Kurla Complex
Bandra (East), Mumbai-400 051.
Scrip Code: CENTURYTEX

Dear Sir,

Sub : Disclosure under Regulation 30 of the Securities and Exchange Board of India
(Listing Obligations and Disclosure Requirements) Regulations, 2015
Intimation of Investor Meetings

In terms of Regulation 30 of the Securities and Exchange Board of India (Listing Obligations and Disclosure Requirements) Regulations, 2015, please find attached details of the Investor Meetings to be held on 26th March, 2019 at Motilal Oswal Annual Ideation Conference, Mumbai which will be attended by the representatives of the Company.

The schedule may undergo change due to exigencies on part of the investors/Company.

A copy of the presentation to be shared with investors at the aforesaid meetings is also attached.

This is for your information and record, please.

Thanking you,

Yours truly,
For Century Textiles and Industries Ltd.,


Company Secretary

Encl : as above



Investor Meetings on 26th March, 2019

Sr. No.	Name	Meeting Type
1.	JP Morgan Asset Management	1 on 1
2.	SBI Life Insurance	1 on 1
3.	Canara Robeco	1 on 1
4.	Aditya Birla Sunlife MF	1 on 1
5.	East Bridge Capital	Group
6.	ENAM Holdings	
7.	Entrust	
8.	HDFC Life Insurance	
9.	ICICI Prudential Life Insurance	
10.	Nirzar Securities	
11.	Principal Mutual Fund	
12.	TATA Investment Corporation	
13.	Avendus Capital	Group
14.	DSP Investment Managers	
15.	Exide Life Insurance	
16.	ICICI Prudential MF	
17.	MetLife India Insurance Company	
18.	Mirae Asset Management India	



Century Textiles & Industries Ltd

Focusing on the future...

Stock Code : BSE : 500040 | NSE : CENTURYTEX
Reuters : CNTY.NS | Bloomberg : CENT:IN



CTIL Performance 2018 – 19 (9 Months)

*Figures in Rs. Crore

Century Textiles & Industries Limited		
Description	FY 18-19 (9 Months)	FY 17-18
Turnover #	6374	8385
EBITDA #	1176	1368
EBITDA %age	18%	16%
Total Assets	10382	10331
Current & Non Current Liability	3497	3214
Capital Employed	6885	7117
Less : Loan	3813	4369
Net Worth	3072	2748



Textile
(9 Months)

Sales	601
EBITDA	46
EBITDA %	7.7%



Cement
(9 Months)
(Asset held for sale)

Sales	3,584
EBITDA	448
EBITDA %	12.5%



Pulp & Paper
(9 Months)

Sales	2,020
EBITDA	458
EBITDA %	22.6%



Real Estate
(9 Months)

Sales	120
EBITDA ★	222

Total Net Debt Outstanding is ~Rs. 3,813 Cr. as on 31st December , 2018

★ Includes TDR sale of Rs.160 Crore (One time gain)

Turnover & EBITDA for 9 months of CTIL also includes Rs.49 Crore & Rs.2 Crores respectively from other businesses apart from above 4 main businesses.



Exploring Strategic options to grow on various fronts

Real Estate

- Own land parcels at premium locations with value of > Rs. 7500 Cr.
- Opportunity to unlock value of own land parcels – 13 Mn.Sq.Ft of development potentials
- Focus on 4 high growth markets – Mumbai , NCR , Bangalore & Pune through Joint Development route.

Paper

- Profitable business with current EBIDTA Margin of ~22%.
- Plan to double tissue capacity and modernise paper plant machines to improve product mix
- Require capex of ~ Rs. 250 crs over two years.

Textiles

- Plan to modernise and upgrade facilities
- Require capex of ~ Rs. 50 crs in over 2 years to ensure growth in EBIDTA

Cement

- Cement Business is held for sale and expected to be demerged with UTCL in the first half of FY 2019-20. All liabilities pertaining to cement units including debt of Rs.3000 crore will be transferred to UTCL.

Note : Post reduction of loan by Rs.3000 Crore, CTIL will become debt light company. The financial leverage will help the Company in expanding the existing businesses more importantly the Real Estate business.



The Next Phase of Growth for CTIL....



Real Estate





Step Towards more Focus on Growing Business ..

Real Estate

Strengths



- “Birla” Brand
- Valuable portfolio of premium land parcels
- Dynamic team with Real Estate Experience
- Strong Projects in Pipeline of owned projects.
- Strong Sales and Execution Capability.

Opportunities



- Rapid urbanization and shrinking household sizes
- Rising per capita income
- Government thrust on Affordable housing
- Tax sops - GST rate reduction
- Rapid shift to Organized sector- Structural changes driven by RERA and GST implementation

Strong Vision & Strategy



- Deliver on exceptional experience and creating value for stakeholders
- Focus markets – Mumbai, NCR, Bangalore & Pune
- Focus on residential development. Opportunistic approach to commercial
- Focus on Premium / mid-income residential segment
- Capital efficient, asset light model




The team has created landmark Commercial Projects.



Birla Aurora, Worli.

- 2.55 Lakh Sq. Ft. of Commercial Space
- Unconventional elliptical design
- 22 Storey Building



Birla Centurion , Worli.

- 3.5 Lakh Sq. Ft. of Commercial Space
- LEED Platinum Certified Building
- 13 Storey Building

Overview of 2 Buildings

- Superior Quality
- Strong execution abilities
- Assets 100% leased, commanding high rentals
- INR 150 Crore annual leasing revenue from assets.
- **Commanding best rentals in Worli micro market (~ Rs.200 /sq.ft)**



Valuable portfolio of Owned Land parcels.

Asset / JDA Overview

Leasing

- Birla Aurora
- Birla Centurion
- Leasable area of 6.05 Lakh Sq. Ft.
- Rentals 150 Crore

Own Land Parcels

Plot	Area (Acres)
Worli Land	30.76
Kalyan Land	132.40
Talegaon Land	43.83
TOTAL	206.99

The company has an FSI of 13 Mn Sq. Ft. on its ownership land parcels out of which 5 Mn Sq. ft. FSI is in prime land at worli.

Joint Development Mumbai , NCR, Pune & Bangalore

Entered Bangalore market through 2 deals with a combined development potential of 1.1 mn.sq.ft

The company will continue to evaluate and add value accretive deals in Mumbai , NCR, Bangalore & Pune markets through the partnership route

Company has plan to enter 2 – 3 deals every year under JDA

With a strong brand equity and national presence, Birla Estates is poised to capitalise on immense opportunities and focusing on becoming a significant player in the next 7 – 10 years.

First ever residential project



Our first ever residential project “Birla Vanya” in Kalyan is underway and witnessing strong response



More than **7 acres** of greens



Over 70% of open areas across the development



Beautiful landscaped **5 - sense garden**



Stylistically designed **13,000 sq.ft. (1,207 sq. mt.)** approx. clubhouse




Sustainable energy through Solar (Part Landscape Lighting)



Ar. P. J. Impression



Pulp & Paper





Step Towards more Focus on Growing Business ..

CTIL : Pulp & Paper

Industry Growth



- Total Demand 18.5 Mn Mt in 18-19.
- Total Supply Domestic 14 Mn Mt Import 4.5 Mn.Mt
- Top 9 Players cater 1/3rd of the domestic supply.

Growth Driver



- India's per capita consumption at ~12kg is 1/4th of the average Global consumption
- Increasing urbanisation and government thrust on education
- Personal Hygiene awareness
- Growth in Hospitality sector

Advantages

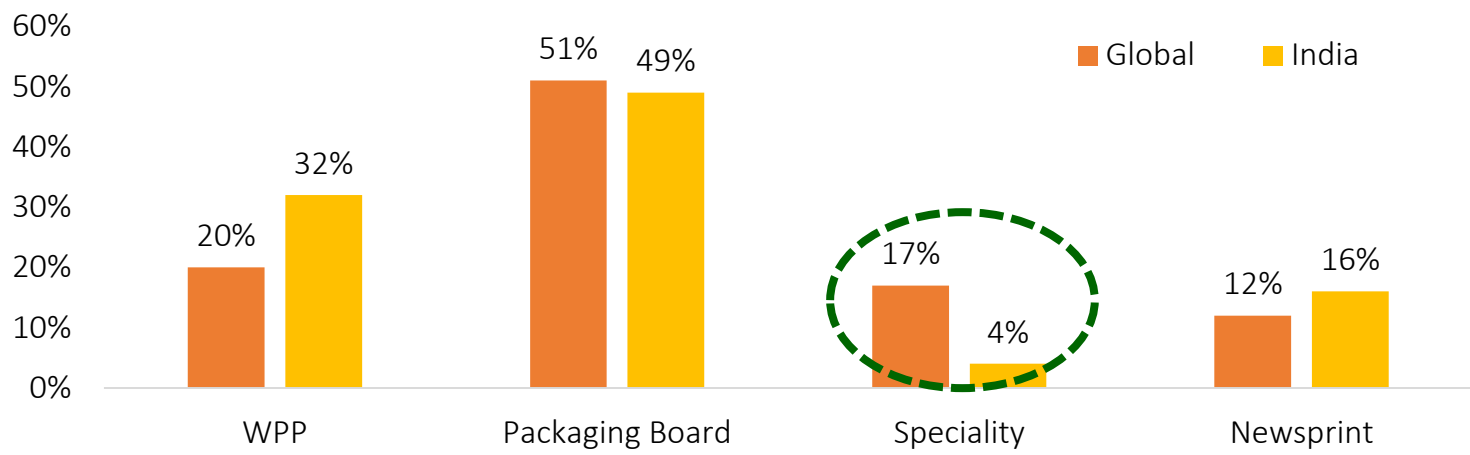


- Strong presence in North.
- Board – 2nd largest plant in country, with largest share in the North
- Tissue -> Increased usage in hospitality / household sector. Major part of production is being exported.

Global vs India - Consumption Pattern



World vs India - Segment wise Consumption



Segment

Growth Drivers

<p>WPP</p>	<ul style="list-style-type: none"> ✓ CAGR growth: 4.2% ✓ Demand : 5.3 mn MT in FY 18-19 	<ul style="list-style-type: none"> ✓ Pickup in Education Sector ✓ Formalization of an organized sector
<p>Packaging Board</p>	<ul style="list-style-type: none"> ✓ CAGR growth: 8.9% ✓ Demand: 9.7 mn MT in FY 18-19 	<ul style="list-style-type: none"> ✓ Requirement of better quality packaging ✓ High growth in FMCG, FMCD, Pharma and e-Commerce
<p>Specialty</p>	<ul style="list-style-type: none"> ✓ CAGR Growth : ~10% ✓ Demand: 0.8-0.9 mn MT in FY 18-19 	<ul style="list-style-type: none"> ✓ Increased usage in Hospitality sector ✓ Personal hygiene awareness is increasing ✓ Increased urbanization/ household commodity

Paper is Bio-degradable and Substitute of Plastic

Pulp & Paper Business – Overview



Product (Description)	Installed Capacity (in Metric Tons)
Paper	1,97,810
Pulp	31,320
Tissue Paper	36,000
Board	1,80,000

- The business has grown its revenue at a 10% CAGR, since 2012.
- Highest ever EBITDA achieved at Rs. 481 crs with 180% CAGR from FY 12 - FY 18.
- During 9 months of FY19, achieved EBITDA of Rs.458 crs
- Business plans to improve growth with a capex of Rs. 250 Crore in 2 years period:
 - a. Doubling the Tissue Capacity
 - b. Modernising the machines of paper plant to have required product mix.
 - c. Better assets care to enhance plants' life.

Business intends to invest in building new capacities and upgrade plants to ensure growth in Revenue as well as Profitability



Textiles





Step Towards more Focus on Growing Business ..

Textile

Strengths



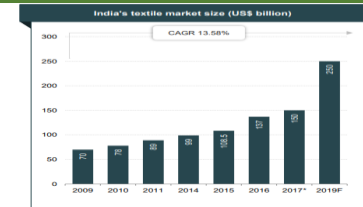
- State-of-the-Art Vertically Integrated Plant (Fibre to Finishing).
- Birla Century Brand
- Fine spinning up to count 200 ne.
- Legacy of Textile for more than 100 years.

Advantages



- Increased penetration of organised retail, better demographics and rising income levels
- Abundant availability of raw material cotton.
- Growing Exports Demand and direct catering to big brands in USA

Strong Industry outlook



- 100 per cent FDI (automatic route) is allowed in the Indian textile sector.
- Investments of Rs.1250 crores by Government under Scheme for Integrated Textile Parks (SITP).
- New textile policy is in process which aims to achieve US\$ 300 billion of textile trade by 2025 and create 35 million jobs.



Textile Business - Overview

Year of Installation	2008
Installed Capacity	37.50 Million Meters
Likely Production for FY 2018-19	36.80 Million Meters
Capacity Utilisation FY 2018-19	98.1%
Actual Turnover for 9 Months	601 Crore
EBIDTA 9 Months	46 Crore



Spinning



Weaving



Processing



Stitching

Business intends to maintain the current capacities and normal modernisation and upgradation of facilities will be done to ensure growth in EBITDA



Disclaimer

No statement in this presentation is intended as a profit forecast or estimate for any period and no statement in this presentation should be interpreted to mean that cash flow from operations, free cash flow, earnings, earnings per share basis for any of parties, as appropriate, for the current or future financial years would necessarily match or exceed the historical published cash flow from operations, free cash flow, earnings, earnings per share or income on a clean current cost of supplies basis for any of the parties, as appropriate.

This presentation includes statements that are, or may be deemed to be "forward-looking statements" and other estimates and projections with respect to management's subjective views of the anticipated future performance, financial condition, results of operations and business of the Company. Forward-looking statements are statements of future expectations that are based on management's current expectations and assumptions and involve known and unknown risks and uncertainties that could cause actual results, performance or events to differ materially from those expressed or implied in these statements. No assurance can be given that the forward-looking statements in this presentation will be realised. Forward-looking statements include, among other things, statements concerning the potential exposure of the Company, to market risks and statements expressing management's expectations, beliefs, estimates, forecasts, projections and assumptions including as to future potential cost savings, synergies, earnings, cash flow, return on average capital employed, production and prospects.

Century Textile & Industries Limited.

Registered Office : "Century Bhavan", Dr. Annie Besant Road, Worli, Mumbai, 400030.

Tel : +91-22-24957000 FAX : +91-22-24309491

E-Mail : ctil.ho@birlacentury.com website : www.centurytextind.com

Corporate Identity Number : L17120MH1897PLC000163