

CENTURY Textiles and Industries Limited

REGD. OFFICE : "CENTURY BHAVAN", DR. ANNIE BESANT ROAD, WORLI, MUMBAI-400 030. INDIA.
TEL.: +91-22-2495 7000 FAX : +91-22-2430 9491, +91-22-2436 1980
E-Mail: centextho@centurytext.com Website: www.centurytextind.com

CIN-L17120MH1897PLC000163

SH/287/ 69 /2018

02.05.2018

OUR REF. :

BSE Ltd.,
Corporate Relationship Department
Phiroze Jeejebhoy Towers
Dalal Street,
Mumbai-400 001
Fax : 91-22-22723121/
2037/2039/2041/2061/3719
Scrip Code : 500040

The Manager
Listing Department
National Stock Exchange of India Ltd.
"Exchange Plaza" 5th floor,
Bandra Kurla Complex, Bandra (East)
Mumbai-400 051.
Fax: 022-26598237/38
Scrip Code : CENTURYTEX

Dear Sir,

Sub : Outcome of Board Meeting

Please refer to our letter dated 17th April, 2018 informing you about a meeting of the Board of Directors of the Company ("the Board") to be held on Wednesday the 2nd May, 2018.

This is now to inform you that the Board at its meeting held today –

- i) Approved the Standalone and Consolidated Audited Financial Results of the Company for the year ended 31st March, 2018.
- ii) Recommended a dividend of Rs.6.50 (Rupees Six and paise fifty only) per share of Rs.10/- each equivalent to 65% (Sixty five percent) on paid up equity share capital of the Company for the year ended 31st March, 2018 as against 55% paid for the previous year. The dividend will be subject to approval of the shareholders in the forthcoming Annual General Meeting of the Company.

The Register of Members and Transfer Books of equity shares will remain closed from **Tuesday, 24th July, 2018, to Tuesday, the 31st July, 2018 (both days inclusive)** for the purpose of making payment of dividend for the year ended 31st March, 2018 and for the Annual General Meeting of the Company which is being called on Tuesday, the 31st July, 2018. The dividend will be paid to those members whose names stand on the Register of Members of equity shares as on Tuesday, the 31st July, 2018. In respect of shares held in Electronic Form, the dividend will be paid on the basis of beneficial ownership position as per the data to be furnished by National Securities Depository Limited (NSDL) and Central Depository Services (India) Limited for this purpose. The dividend will be made payable from Thursday, the 2nd August, 2018.

The results (Standalone and Consolidated) along with the Audit Report, declaration on unmodified opinion on Auditors' Report are attached herewith for your records.

A certificate signed by the Debenture Trustee pursuant to Regulation 52(5) of the SEBI (Listing Obligations and Disclosure Requirements), Regulations, 2015 is also sent herewith.

The meeting commenced at 11.30 A.M and concluded at **1:00** P.M.

Thanking you,

Yours faithfully,
For Century Textiles and Industries Ltd.,


Company Secretary



Particulars	(Rs. in Crores)					Particulars	(Rs. in Crores)				
	Quarter Ended			Year Ended	Previous Year ended		Quarter Ended			Year ended	Previous Year ended
	31.3.2018 (Audited) (Refer Note 4)	31.12.2017 Unaudited	31.3.2017 (Audited) (Refer Note 4)	31.3.2018 Audited	31.3.2017 Audited		31.3.2018 (Audited) (Refer Note 4)	31.12.2017 Unaudited	31.3.2017 (Audited) (Refer Note 4)	31.3.2018 Audited	31.3.2017 Audited
CONTINUING OPERATIONS											
1 Income from Operations						1 Segment Revenue					
(a) Sales (Refer Note 6)	2087.28	2003.79	2205.56	8092.14	8160.48	(Sales) (Refer Note 6)					
(b) Other operating income (Refer Note 9)	128.67	65.60	62.67	292.87	238.38	(a) Textiles	245.96	385.17	399.09	1396.25	1540.77
2 Other Income	20.21	17.18	28.45	83.47	74.38	(b) Cement	1207.26	999.04	1217.77	4306.15	4323.92
3 Total Income (1 + 2)	2236.16	2086.57	2296.68	8468.48	8473.24	(c) Pulp and Paper	585.40	578.17	554.06	2228.84	2171.16
4 Expenses						(d) Real Estate	36.99	34.29	28.33	135.23	97.18
(a) Cost of materials consumed	580.58	571.95	610.78	2310.26	2428.53	(e) Others	14.20	28.78	29.34	97.15	118.71
(b) Purchases of stock-in-trade	0.88	1.81	0.10	2.69	0.68	Total	2089.81	2025.45	2228.59	8163.62	8251.74
(c) Changes in inventories of finished goods, work-in-progress and stock-in-trade	84.06	34.96	54.74	(6.26)	77.45	Less: Inter Segment Revenue	2.53	21.66	23.03	71.48	91.26
(d) Employee benefits	156.80	166.40	161.22	657.96	637.17	Sales from continuing operations	2087.28	2003.79	2205.56	8092.14	8160.48
(e) Finance costs	105.95	109.88	119.71	451.69	550.75	Add: Sales from discontinued operations (Textiles segment)	-	6.79	55.93	86.78	252.90
(f) Depreciation and amortisation	79.05	78.17	84.93	313.75	313.34	Total Sales (Continuing & discontinued operations)	2087.28	2010.58	2261.49	8178.92	8413.38
(g) Other expenditures						2 Segment Results					
- Stores and spare parts consumed	58.35	49.69	69.28	247.94	273.11	Profit / (Loss) after depreciation but before finance costs and exceptional items					
- Power, fuel and water	382.44	407.77	391.41	1571.14	1464.91	(a) Textiles	20.61	43.17	30.81	151.54	176.57
- Freight, forwarding, octroi, etc	433.15	341.63	367.42	1445.75	1261.85	(b) Cement	66.34	133.98	63.95	408.75	165.68
- Excise duty (Refer Note 6)	-	-	206.34	195.51	754.11	(c) Pulp and Paper	100.63	79.03	51.68	372.60	306.68
- Others	182.20	161.52	183.41	638.94	570.74	(d) Real Estate	91.11	11.51	10.89	132.16	18.36
Total expenses (a to g)	2063.46	1923.78	2249.34	7829.37	8332.64	(e) Others	1.91	2.28	4.61	13.21	15.57
5 Profit before exceptional items and tax (3 - 4)	172.70	162.79	47.34	639.11	140.60	Sub - Total	280.60	269.97	161.94	1078.26	682.86
6 Exceptional items	-	-	-	-	-	Add / (Less)					
7 Profit before tax from continuing operations (5 - 6)	172.70	162.79	47.34	639.11	140.60	Inter Segment (Profit) / Loss	2.66	1.64	(0.19)	3.80	(1.70)
8 Tax expenses of continuing operations						Total	283.26	271.61	161.75	1082.06	681.16
Current Tax (net of MAT credit entitlement)	-	-	-	-	-	(Add) / Less					
Deferred Tax	64.00	65.53	5.25	230.65	16.71	i) Finance Costs	105.95	109.88	119.71	451.69	550.75
9 Net Profit for the period from continuing operations (7 - 8)	108.70	97.26	42.09	408.46	123.89	ii) Other un-allocable expenditure net of un-allocable income	4.61	(1.06)	(5.30)	(8.74)	(10.19)
DISCONTINUED OPERATIONS (Refer Note 3)						Profit Before Tax (continuing operations)	172.70	162.79	47.34	639.11	140.60
10 (Loss) before tax from discontinued operations	-	(10.95)	(8.26)	(31.33)	(28.90)	(Loss) from discontinued operations (Textiles segment) including (loss) on measurement to net realisable value	-	(10.95)	(8.26)	(49.45)	(28.90)
11 (Loss) on measurement to net realisable value	-	-	-	(18.12)	-	Total Profit Before Tax	172.70	151.84	39.08	589.66	111.70
12 Tax expenses (Debit) / Credit of discontinued operations	-	3.63	3.00	12.65	10.00	3 Segment Assets					
13 Net (Loss) for the period from discontinued operations	-	(7.32)	(5.26)	(36.80)	(18.90)	(a) Textiles	998.28	1213.97	1148.29	998.28	1148.29
14 Net Profit for the period (9 + 13)	108.70	89.94	36.83	371.66	104.99	(b) Cement	4015.98	4153.44	3874.02	4015.98	3874.02
15 Other comprehensive income						(c) Pulp and Paper	3135.52	3184.99	3248.81	3135.52	3248.81
(a) (i) Items that will not be reclassified to profit or loss	(28.57)	19.44	50.85	(29.88)	90.30	(d) Real Estate	1484.83	1465.64	1447.07	1484.83	1447.07
(ii) Income tax on above	(1.80)	-	(3.23)	(1.80)	(3.23)	(e) Others	39.78	59.61	57.54	39.78	57.54
(b) (i) Items that will be reclassified to profit or loss	12.01	3.10	-	-	-	Total Assets	9674.39	10077.65	9775.73	9674.39	9775.73
(ii) Income tax on above	(4.00)	(1.19)	-	-	-	(f) Textiles (discontinued operations)	-	-	86.57	-	86.57
Total Other Comprehensive Income/(loss) for the period (a + b)	(22.36)	21.35	47.62	(31.68)	87.07	(g) Unallocable Assets	656.94	552.14	474.02	656.94	474.02
16 Total Comprehensive Income for the period (14 + 15)	86.34	111.29	84.45	339.98	192.06	Total Assets	10331.33	10629.79	10336.32	10331.33	10336.32
17 Paid-up equity share capital (Face Value - Rs. 10/- per share)	111.69	111.69	111.69	111.69	111.69	4 Segment Liabilities					
18 Other Equity				2636.20	2370.17	(a) Textiles	1078.24	346.06	313.27	1078.24	313.27
19 Earnings Per Share in Rs. (not annualised)						(b) Cement	1174.65	1081.31	983.54	1174.65	983.54
Basic & Diluted Earnings Per Share - Continuing operations	9.73	8.71	3.77	36.57	11.09	(c) Pulp and Paper	535.14	595.61	446.35	535.14	446.35
Basic & Diluted Earnings Per Share - Discontinued operations	-	(0.66)	(0.47)	(3.29)	(1.69)	(d) Real Estate	149.43	144.54	123.90	149.43	123.90
Basic & Diluted Earnings Per Share - (continuing & discontinued operations)	9.73	8.05	3.30	33.28	9.40	(e) Others	14.33	22.69	21.19	14.33	21.19
						Total Liabilities	2951.79	2190.21	1888.25	2951.79	1888.25
						(f) Textiles (discontinued operations)	-	-	25.93	-	25.93
						(g) Unallocable Liabilities	4631.65	5778.03	5940.28	4631.65	5940.28
						Total Liabilities	7583.44	7968.24	7854.46	7583.44	7854.46



Notes :

1. The standalone financial results have been reviewed and recommended for adoption by the Audit Committee to the Board of Directors and have been approved by the Board at its meeting held on May 2, 2018.
2. The Company has filed an appeal with Competition Appellate Tribunal (COMPAT) against the order of Competition Commission of India ("CCI") and as per the directions of COMPAT, had deposited Rs. 27.40 crores with registry of Tribunal in form of Fixed Deposit Receipts, being 10% of the penalty imposed by CCI. The Government has made changes in the constitution and operations of Tribunals, under which all matters with COMPACT have been transferred to the National Company Law Appellate Tribunal (NCLAT). The Company believes it has a good case and accordingly no provision has been recognized in the financial results.
3. Pursuant to the Business Transfer Agreement (BTA) the Company has sold its Yarn and Denim (Y&D) units (included in Textile Segment) during the year. The operations of Y&D units has been classified as discontinued operations. Since the date of transfer of Y&D units, workers are on strike and have challenged the sale of Y&D units by the Company. The matter is pending before the Courts and is sub-judice.
4. The figures of the quarters ended March 31, 2018 and March 31, 2017 are the balancing figures between audited figures in respect of the full financial years and the unaudited published year-to-date figures upto December 31 for respective years which were subjected to limited review.
5. The Board of Directors has recommended an increase in dividend to Rs. 6.50 (Rupees Six and paise fifty only) per equity share of Rs.10/- each equivalent to 65% on paid up equity share capital of the Company for the year ended March 31, 2018 as against Rs. 5.50 per equity share declared previous year.
6. Post the applicability of Goods and Services Tax (GST) with effect from July 01, 2017, revenue from operations is disclosed net of GST and prior to that excise duty on sales were grossed up with sales and disclosed separately as an expense. Accordingly, the revenue from operations and other expenses for the quarter and year ended March 31, 2018 are not comparable with the quarter and year ended March 31, 2017 presented in the results.
7. During the year, the Company has entered into an agreement with Grasim Industries Limited ('GIL') under which the Company has granted right to manage and operate the Company's Viscose Filament Yarn ('VFY') business, which is part of Textile segment, for a duration of 15 years effective from February 1, 2018. As a part of consideration, GIL has paid an upfront royalty of Rs 600.00 crores. In addition GIL has also paid the carrying value of net working capital and the interest free security deposit of Rs 200.00 crores which is repayable after 15 years. The Company has recognized royalty over the period of 15 years on pro-rata basis.
8. During the year, the Company has incorporated a wholly owned subsidiary Company viz. 'Birla Estates Private Limited' to focus on Real Estate business.
9. Other operating income for the quarter and year ended March 31, 2018 includes gain on sale of Transferable Development Rights (TDR) of Rs. 79.63 crores.
10. The company is organised into business divisions based on its products and services and has five reportable segments, as follows:
 - (a) "Textiles" include Yarn, Fabric, Viscose Filament Yarn and Tyre Yarn (Also Refer Note 3 and 7 above)
 - (b) "Cement" includes Cement and Clinker
 - (c) "Pulp and Paper" include Pulp, Writing & Printing paper, Tissue paper and Multilayer packaging board.
 - (d) "Real Estate" includes Leased Properties and Investment properties of the Company.
 - (e) "Others" include Salt works and Chemicals.

Contd.....3



11. Statement of assets and liabilities

Sr. No.	Particulars	(Rs. in crore)	
		As at 31.3.2018 (Audited)	As at 31.3.2017 (Audited)
	ASSETS		
	Non-current assets		
	Property, plant and equipment	6115.39	6202.17
	Capital work-in-progress	34.27	34.19
	Investment property	959.55	980.37
	Investment property under development	176.54	124.11
	Intangible assets	4.06	2.75
	Intangible assets under development	0.75	0.10
	Financial assets		
	Investments	223.41	258.31
	Others	256.34	293.25
	Advance tax (net of provisions)	98.71	64.87
	Other non-current assets	103.85	121.77
	Total Non Current Assets (A)	7972.87	8081.89
	Current assets		
	Inventories	1178.55	1264.50
	Financial assets		
	Trade receivables	421.47	502.96
	Cash and cash equivalents	189.31	39.24
	Other bank balances	60.39	49.97
	Others	205.82	160.26
	Other current assets	302.92	237.50
	Total Current Assets (B)	2358.46	2254.43
	TOTAL ASSETS (A + B)	10331.33	10336.32
	EQUITY AND LIABILITIES		
	Equity		
	Equity share capital	111.69	111.69
	Other equity	2636.20	2370.17
	Total Equity (A)	2747.89	2481.86
	Non-current liabilities		
	Financial liabilities		
	Borrowings	2392.42	3125.95
	Other financial liabilities	97.52	44.56
	Provisions	6.73	-
	Deferred tax liabilities (Net)	217.32	80.71
	Other non-current liabilities	813.58	156.11
	Total Non Current Liabilities (B)	3527.57	3407.33
	Current liabilities		
	Financial liabilities		
	Borrowings	1462.57	1587.85
	Trade payables	681.80	705.82
	Other financial liabilities #	1182.09	1490.11
	Provisions	418.24	445.82
	Other current liabilities	311.17	217.53
	Total Current Liabilities (C)	4055.87	4447.13
	TOTAL EQUITY AND LIABILITIES (A + B + C)	10331.33	10336.32

includes current maturities of long term debts and interest accrued Rs.514.29 crore (31.3.2017 Rs. 986.29 crore)

12. Previous periods figures have been regrouped / recast wherever necessary.



Contd.....4



13. Additional disclosures as per Regulation 52 (4) of Securities and Exchange Board of India
(Listing Obligations and Disclosure Requirements) Regulations, 2015 :

(Rs. in crore)

Sr.	Particulars	As at 31.3.2018	
(a)	Debt-Equity ratio (in times) Debt-Equity Ratio = Debt/Net Worth [Debt is Long Term Borrowing (current and non-current portion) and Short Term Borrowing],	1.59	
(b)	Previous due date for the payment of Interest of Non-Convertible Debentures (NCDs) (i) 8.88% NCDs (Issued on 12.08.2016) (ii) 8.29% NCDs (Issued on 21.11.2016) Interest has been paid	05.03.2018 21.11.2017 Yes	
(c)	Previous due date for the repayment of Principal of NCDs outstanding	-	
(d)	Next due date and amount for the payment of interest of NCDs (i) 8.88% NCDs (Issued on 12.08.2016) (ii) 8.29% NCDs (Issued on 21.11.2016)	Amount (Rs.in Crore)	Date
		1.36 58.03	02.04.2018 21.11.2018
(e)	Next due date and amount for the repayment of principal of NCDs (i) 8.88% NCDs (Issued on 12.08.2016) (ii) 8.29% NCDs (Issued on 21.11.2016)	Amount (Rs.in Crore)	Date
		200 700	12.04.2019 15.04.2020
(f)	Debt Service Coverage Ratio (in times) Debt Service Coverage Ratio = Earnings before interest, Depreciation, Tax and Exceptional Items (EBITDA) / Interest Expense on long term & short term borrowings for the period + Scheduled Principal repayment of long term borrowings during the period.	1.33	
(g)	Interest Service Coverage Ratio (in times) Interest Service Coverage Ratio = Earnings before Interest, Depreciation, Tax and Exceptional Items (EBITDA) / Interest Expense for the period.	3.00	
(h)	Debenture Redemption Reserve	120.84	
(i)	Net Worth	2747.89	
(j)	Net Profit for the period	371.66	
(k)	Basic & Diluted Earnings Per Share - Continuing operations	36.57	
(l)	Basic & Diluted Earnings Per Share - Discontinuing operations	(3.29)	
(m)	Basic & Diluted Earnings Per Share - Continuing & discontinuing operations	33.28	
(n)	The credit rating and asset cover for the NCDs issued but not redeemed as on 31.3.2018 by the Company are as under :-		
		Credit Rating & Agency	Asset Cover
	(i) 8.88% NCDs (ii) 8.29% NCDs	'AA - ' by CRISIL 'AA - ' by CRISIL	120% 110%


By Order of the Board
For Century Textiles and Industries Ltd



Devgand
Whole-time Director

Place :- Mumbai
Date :- 2.5.2018

The financial results of the company would be available for perusal on the company's website viz. www.centurytextind.com and also on websites of BSE Ltd. viz. www.bseindia.com and National Stock Exchange of India Ltd. viz. www.nseindia.com



**Auditor's Report On Quarterly Financial Results and Year to Date Results of the Company
Pursuant to the Regulation 33 of the SEBI (Listing Obligations and Disclosure Requirements)
Regulations, 2015**

To
Board of Directors of
Century Textiles and Industries Limited

1. We have audited the accompanying statement of quarterly standalone financial results of Century Textiles and Industries Limited ('the Company') for the quarter & year ended March 31, 2018, attached herewith, being submitted by the Company pursuant to the requirement of Regulation 33 of the SEBI (Listing Obligations and Disclosure Requirements) Regulations, 2015, read with SEBI Circular No. CIR/CFD/FAC/62/2016 dated July 5, 2016 ('SEBI Regulations'). The quarterly standalone financial results are the derived figures between the audited figures in respect of the year ended March 31, 2018 and the published year-to-date figures up to December 31, 2017, being the date of the end of the third quarter of the current financial year, which were subject to limited review. The standalone financial results for the quarter and year ended March 31, 2018 have been prepared on the basis of the standalone financial results for the nine-month period ended December 31, 2017, the audited annual standalone Ind AS financial statements as at and for the year ended March 31, 2018, and the relevant requirements of SEBI Regulations, which are the responsibility of the Company's management and have been approved by the Board of Directors of the Company. Our responsibility is to express an opinion on these standalone financial results based on our review of the standalone financial results for the nine-month period ended December 31, 2017 which was prepared in accordance with the recognition and measurement principles laid down in Indian Accounting Standard (Ind AS) 34 'Interim Financial Reporting', specified under Section 133 of the Companies Act 2013 read with relevant rules issued thereunder and other accounting principles generally accepted in India; our audit of the annual standalone Ind AS financial statements as at and for the year ended March 31, 2018; and the relevant requirements of SEBI Regulations.
2. We conducted our audit in accordance with the auditing standards generally accepted in India. Those standards require that we plan and perform the audit to obtain reasonable assurance about whether the financial results are free of material misstatement. An audit includes examining, on a test basis, evidence supporting the amounts disclosed as financial results. An audit also includes assessing the accounting principles used and significant estimates made by management. We believe that our audit provides a reasonable basis for our opinion.
3. In our opinion and to the best of our information and according to the explanations given to us, these quarterly standalone financial results as well as the year to date results:
 - i. are presented in accordance with the requirements of Regulation 33 of SEBI Regulations.
 - ii. give a true and fair view of the net profit and other financial information for the quarter and year ended March 31, 2018.



S R B C & CO LLP

Chartered Accountants

Century Textiles and Industries Limited


Page 2 of 2

4. Further, read with paragraph 1 above, we report that the figures for the quarter ended March 31, 2018 represent the derived figures between the audited figures in respect of the financial year ended March 31, 2018 and the published year-to-date figures up to December 31, 2017, being the date of the end of the third quarter of the current financial year, which were subjected to a limited review as stated in paragraph 1 above, as required under Regulation 33 of SEBI Regulations.

For S R B C & CO LLP

Chartered Accountants

ICAI Firm Registration Number: 324982E/E300003


per Sudhir Soni
Partner

Membership No.: 41870



Place: Mumbai

Date: May 02, 2018

Particulars	(Rs. in Crores)		Particulars	(Rs. in Crores)	
	Year Ended	Previous Year ended		Year ended	Previous Year ended
	31.3.2018	31.3.2017		31.3.2018	31.3.2017
	Audited	Audited	Audited	Audited	
CONTINUING OPERATIONS					
1 Income from Operations			1 Segment Revenue		
(a) Sales (Refer Note 6)	8092.14	8160.48	(Sales) (Refer Note 6)		
(b) Other operating income (Refer Note 8)	292.87	238.38	(a) Textiles	1396.25	1540.77
2 Total Income	83.47	74.38	(b) Cement	4306.15	4323.92
3 Total Income (1 + 2)	8468.48	8473.24	(c) Pulp and Paper	2228.84	2171.16
			(d) Real Estate	135.23	97.18
			(e) Others	97.15	118.71
4 Expenses			Total	8163.62	8251.74
(a) Cost of materials consumed	2310.26	2428.53	Less: Inter Segment Revenue	71.48	91.26
(b) Purchases of stock-in-trade	2.69	0.68	Sales from continuing operations	8092.14	8160.48
(c) Changes in inventories of finished goods, work-in-progress and stock-in-trade	(6.26)	77.45	Add: Sales from discontinued operations (Textiles segment)	86.78	252.90
(d) Employee benefits	657.96	637.17	Total Sales (Continuing & discontinued operations)	8178.92	8413.38
(e) Finance costs	451.69	550.75			
(f) Depreciation and amortisation	313.75	313.34	2 Segment Results		
(g) Other expenditures			Profit / (Loss) after depreciation but before finance costs and exceptional items		
- Stores and spare parts consumed	247.94	273.11	(a) Textiles	151.54	176.57
- Power, fuel and water	1571.14	1464.91	(b) Cement	408.75	165.68
- Freight, forwarding, octroi, etc.	1445.75	1261.85	(c) Pulp and Paper	372.60	306.68
- Excise duty (Refer Note 6)	195.51	754.11	(d) Real Estate	132.16	18.36
- Others	638.94	570.74	(e) Others	13.21	15.57
Total expenses (a to g)	7829.37	8332.64	Sub - Total	1078.26	682.86
5 Profit before exceptional items and tax (3 - 4)	639.11	140.60	Add / (Less)		
6 Exceptional items	-	-	Inter Segment (Profit) / Loss	3.80	(1.70)
7 Profit before tax from continuing operations (5 - 6)	639.11	140.60	Total	1082.06	681.16
8 Tax expenses of continuing operations			(Add) / Less		
Current Tax (net of MAT credit entitlement)	-	-	i Finance Costs	451.69	550.75
Deferred Tax	230.65	16.71	ii Other un-allocable expenditure net of un-allocable income	(8.74)	(10.19)
9 Net Profit for the period from continuing operations (7 - 8)	408.46	123.89	Profit Before Tax (continuing operations)	639.11	140.60
			(Loss) from discontinued operations (Textiles segment), including (loss) on measurement to net realisable value	(49.45)	(28.90)
DISCONTINUED OPERATIONS (Refer Note 4)			Total Profit Before Tax	589.66	111.70
10 (Loss) before tax from discontinued operations	(31.33)	(28.90)			
11 (Loss) on measurement to net realisable value	(18.12)	-	3 Segment Assets		
12 Tax expenses (Debit) / Credit of discontinued operations	12.65	10.00	(a) Textiles	998.28	1148.29
13 Net (Loss) for the period from discontinued operations	(36.80)	(18.90)	(b) Cement	4015.98	3874.02
			(c) Pulp and Paper	3135.52	3248.81
14 Net Profit for the period (9 + 13)	371.66	104.99	(d) Real Estate	1484.83	1447.07
15 Other comprehensive income			(e) Others	39.78	57.54
(a) (i) Items that will not be reclassified to profit or loss	(29.88)	90.30		9674.39	9775.73
(ii) Income tax on above	(1.80)	(3.23)	(f) Textiles (discontinued operations)	-	86.57
(b) (i) Items that will be reclassified to profit or loss	-	-	(g) Unallocable Assets	656.94	474.02
(ii) Income tax on above	-	-	Total Assets	10331.33	10336.32
Total Other Comprehensive Income/(loss) for the period (a + b)	(31.68)	87.07			
16 Total Comprehensive Income for the period (14 + 15)	339.98	192.06	4 Segment Liabilities		
17 Paid-up equity share capital			(a) Textiles	1078.24	313.27
(Face Value - Rs. 10/- per share)	111.69	111.69	(b) Cement	1174.65	983.54
18 Other Equity	2636.20	2370.17	(c) Pulp and Paper	535.14	446.35
19 Earnings Per Share in Rs.			(d) Real Estate	149.43	123.90
Basic & Diluted Earnings Per Share - Continuing operations	36.57	11.09	(e) Others	14.33	21.19
Basic & Diluted Earnings Per Share - Discontinued operations	(3.29)	(1.69)		2951.79	1888.25
Basic & Diluted Earnings Per Share - (continuing & discontinued operations)	33.28	9.40	(f) Textiles (discontinued operations)	-	25.93
			(g) Unallocable Liabilities	4631.65	5940.28
			Total Liabilities	7583.44	7854.46



A

Notes :

1. The consolidated financial results have been reviewed and recommended for adoption by the Audit Committee to the Board of Directors and have been approved by the Board at its meeting held on May 2, 2018.
2. During the year, the Company has incorporated a wholly owned subsidiary Company viz. 'Birla Estates Private Limited' and prepared its first consolidated financial results. Since there are no significant transactions in the subsidiary, the current year figures are substantially the same as standalone financial results and previous year figures represent standalone financial results of previous year.
3. The Company has filed an appeal with Competition Appellate Tribunal (COMPAT) against the order of Competition Commission of India ("CCI") and as per the directions of COMPAT, had deposited Rs. 27.40 crores with registry of tribunal in form of Fixed Deposit Receipts, being 10% of the penalty imposed by CCI. The Government has made changes in the constitution and operations of Tribunals, under which all matters with COMPACT have been transferred to the National Company Law Appellate Tribunal (NCLAT). The Company believes it has a good case and accordingly no provision has been recognized in the financial results.
4. Pursuant to the Business Transfer Agreement (BTA) the Company has sold its Yarn and Denim (Y&D) units (included in Textile Segment) during the year. The operations of Y&D units has been classified as discontinued operations. Since the date of transfer of Y&D units, workers are on strike and have challenged the sale of Y&D units by the Company. The matter is pending before the Courts and is sub-judice.
5. The Board of Directors has recommended an increase in dividend to Rs. 6.50 (Rupees Six and paise fifty only) per equity share of Rs.10/- each equivalent to 65% on paid up equity share capital of the Company for the year ended March 31, 2018 as against Rs. 5.50 per equity share declared previous year.
6. Post the applicability of Goods and Services Tax (GST) with effect from July 01, 2017, revenue from operations is disclosed net of GST and prior to that excise duty on sales were grossed up with sales and disclosed separately as an expense. Accordingly, the revenue from operations and other expenses for the year ended March 31, 2018 are not comparable with the year ended March 31, 2017 presented in the results.
7. During the year, the Company has entered into an agreement with Grasim Industries Limited ('GIL') under which the Company has granted right to manage and operate the Company's Viscose Filament Yarn ('VFY') business, which is part of Textile segment, for a duration of 15 years effective from February 1, 2018. As a part of consideration, GIL has paid an upfront royalty of Rs 600.00 crores. In addition GIL has also paid the carrying value of net working capital and the interest free security deposit of Rs 200.00 crores which is repayable after 15 years. The Company has recognized royalty over the period of 15 years.
8. Other operating income for the quarter and year ended March 31, 2018 includes gain on sale of Transferable Development Rights (TDR) of Rs. 79.63 crores.
9. Key Standalone financial information :

Particulars	Quarter Ended			Year ended	Previous Year ended
	31.3.2018	31.12.2017	31.3.2017	31.3.2018	31.3.2017
	(Audited)	Unaudited	(Audited)	Audited	Audited
Total Income	2236.16	2086.57	2296.68	8468.48	8473.24
Net Profit before tax from continuing operations	172.70	162.79	47.34	639.11	140.60
Net Profit after tax from continuing operations	108.70	97.26	42.09	408.46	123.89
Net Loss before tax from discontinued operations	-	(10.95)	(8.26)	(31.33)	(28.90)
Net Loss after tax from discontinued operations	-	(7.32)	(5.26)	(36.80)	(18.90)

10. The company is organised into business divisions based on its products and services and has five reportable segments, as follows:
 - (a) "Textiles" include Yarn, Fabric, Viscose Filament Yarn and Tyre Yarn (Also Refer Note 4 and 7 above)
 - (b) "Cement" includes Cement and Clinker
 - (c) "Pulp and Paper" include Pulp, Writing & Printing paper, Tissue paper and Multilayer packaging board.
 - (d) "Real Estate" includes Leased Properties and Investment properties of the Company.
 - (e) "Others" include Salt works and Chemicals.



11. Statement of assets and liabilities

Sr. No.	Particulars	(Rs. in crore)	
		As at 31.3.2018 (Audited)	As at 31.3.2017 (Audited)
	ASSETS		
	Non-current assets		
	Property, plant and equipment	6115.39	6202.17
	Capital work-in-progress	34.27	34.19
	Investment property	959.55	980.37
	Investment property under development	176.54	124.11
	Intangible assets	4.06	2.75
	Intangible assets under development	0.75	0.10
	Financial assets		
	Investments	223.36	258.31
	Others	256.34	293.25
	Advance tax (net of provisions)	98.71	64.87
	Other non-current assets	103.85	121.77
	Total Non Current Assets (A)	7972.82	8081.89
	Current assets		
	Inventories	1178.55	1264.50
	Financial assets		
	Trade receivables	421.47	502.96
	Cash and cash equivalents	189.36	39.24
	Other bank balances	60.39	49.97
	Others	205.82	160.26
	Other current assets	302.92	237.50
	Total Current Assets (B)	2358.51	2254.43
	TOTAL ASSETS (A + B)	10331.33	10336.32
	EQUITY AND LIABILITIES		
	Equity		
	Equity share capital	111.69	111.69
	Other equity	2636.20	2370.17
	Total Equity (A)	2747.89	2481.86
	Non-current liabilities		
	Financial liabilities		
	Borrowings	2392.42	3125.95
	Other financial liabilities	97.52	44.56
	Provisions	6.73	-
	Deferred tax liabilities (Net)	217.32	80.71
	Other non-current liabilities	813.58	156.11
	Total Non Current Liabilities (B)	3527.57	3407.33
	Current liabilities		
	Financial liabilities		
	Borrowings	1462.57	1587.85
	Trade payables	681.80	705.82
	Other financial liabilities #	1182.09	1490.11
	Provisions	418.24	445.82
	Other current liabilities	311.17	217.53
	Total Current Liabilities (C)	4055.87	4447.13
	TOTAL EQUITY AND LIABILITIES (A + B + C)	10331.33	10336.32

includes current maturities of long term debts and interest accrued Rs.514.29 crore (31.3.2017 Rs. 986.29 crore)

By Order of the Board
For Century Textiles and Industries Ltd



[Signature]
Whole-time Director

Place :- Mumbai
Date :- 2.5.2018

The financial results of the company would be available for perusal on the company's website viz. www.centurytextind.com and also on websites of BSE Ltd. viz. www.bseindia.com and National Stock Exchange of India Ltd. viz. www.nseindia.com


[Signature]

Auditor's Report On Consolidated Year to Date Financial Results of the Company Pursuant to the Regulation 33 of the SEBI (Listing Obligations and Disclosure Requirements) Regulations, 2015

To
Board of Directors of
Century Textiles and Industries Limited

1. We have audited the accompanying statement of consolidated financial results of Century Textiles and Industries Limited ('the Company') and its subsidiary (together, 'the Group'), for the year ended March 31, 2018 ('the Statement'), attached herewith, being submitted by the Company pursuant to the requirement of Regulation 33 of the SEBI (Listing Obligations and Disclosure Requirements) Regulations, 2015 ('the Regulation'), read with SEBI Circular No. CIR/CFD/FAC/62/2016 dated July 5, 2016 ('the Circular'). The consolidated financial results for the year ended March 31, 2018 have been prepared on the basis of the audited annual consolidated Ind AS financial statements as at and for the year ended March 31, 2018 and the relevant requirements of the Regulation and the Circular, which are the responsibility of the Company's management and have been approved by the Board of Directors of the Company. Our responsibility is to express an opinion on these consolidated financial results based on our audit of the annual consolidated Ind AS financial statements as at and for the year ended March 31, 2018 which was prepared in accordance with the applicable accounting standards and other accounting principles generally accepted in India and the relevant requirements of the Regulation and the Circular.
2. We conducted our audit in accordance with the auditing standards generally accepted in India. Those standards require that we plan and perform the audit to obtain reasonable assurance about whether the financial results are free of material misstatement. An audit includes examining, on a test basis, evidence supporting the amounts disclosed as financial results. An audit also includes assessing the accounting principles used and significant estimates made by management. We believe that our audit provides a reasonable basis for our opinion.
3. In our opinion and to the best of our information and according to the explanations given to us, these consolidated financial results for the year:
 - i. include the year-to-date results of the following entities;
 - Century Textiles and Industries Limited (Holding company)
 - Birla Estates Private Limited (Subsidiary company)
 - ii. are presented in accordance with the requirements of the Regulation read with the Circular, in this regard; and
 - iii. give a true and fair view of the total consolidated comprehensive income (comprising of net profit and other comprehensive income) and other financial information for the consolidated year to date results for the year ended March 31, 2018.

For S R B C & CO LLP
Chartered Accountants
ICAI Firm Registration Number: 324982E / E300003


per Sudhir Soni
Partner
Membership No. 41870



Place: Mumbai
Date: May 2, 2018

CENTURY Textiles and Industries Limited

REGD. OFFICE : "CENTURY BHAVAN", DR. ANNIE BESANT ROAD, WORLI, MUMBAI-400 030. INDIA.
TEL.: +91-22-2495 7000 FAX: +91-22-2430 9491, +91-22-2436 1980
E-Mail: centextho@centurytext.com Website: www.centurytextind.com
CIN-L17120MH1897PLC000163

OUR REF :

02.05.2018

BSE Ltd.,
Corporate Relationship Department
Phiroze Jeejebhoy Towers
Dalal Street
Mumbai-400 001
Fax : 91-22-22723121/
2037/2039/2041/2061/3719
Scrip Code : 500040

The Manager
Listing Department
National Stock Exchange of India Ltd.
"Exchange Plaza" 5th floor,
Bandra Kurla Complex
Bandra (East) Mumbai-400 051.
Fax: 022-26598237/38
Scrip Code : CENTURYTEX

Dear Sir,


Sub : Declaration pursuant to Regulation 33(3)(d) of the Securities & Exchange Board of India (Listing Obligations and Disclosure Requirements) Regulations, 2015

Pursuant to the provisions of Regulation 33(3)(d) of SEBI (Listing Obligations and Disclosure Requirements) Regulations, 2015 as amended, we hereby confirm that the Statutory Auditors of the Company viz. S R B C & CO LLP, Chartered Accountants, Mumbai (ICAI Firm Registration No.324982E/E300003) have issued an Audit Report with unmodified opinion on the Audited Financial Results of the Company (Standalone and Consolidated) for the year ended 31st March, 2018.

This declaration is for your information and record.

Thanking you,

Yours faithfully,
For Century Textiles and Industries Ltd.,


Company Secretary





Ref.no.587/SBICAP/DT/2018-19

Date: 2nd May, 2018

Century Textiles and Industries Limited
Century Bhavan, Dr. Annie Besant Road,
Worli, Mumbai – 400 030

Sub:-Certificate u/r 52(5) of SEBI (Listing Obligations & Disclosure Requirements) Regulations, 2015, for Debentures Issue of Rs.200 Crores and 700 Crores issued by Century Textiles and Industries Limited ("Issuer"), for the half year ended 31st March, 2018.

Dear Sir/ Madam,

We are acting as Debenture Trustee for the captioned Debenture Issue. Pursuant to Regulation 52(5) of SEBI (Listing Obligations & Disclosure Requirements) Regulations, 2015, ('Regulations') we state that we have taken note of the disclosures made by the Issuer under Regulation 52(4) of the Regulations.

Yours faithfully,
For SBICAP Trustee Company Limited

Authorised Signatory